

1. Assembly step 1: A 4x2x14x plate is attached to a 2x2x2x plate. Part list: 4x, 2x, 14x, 2x, 2x.

2. Assembly step 2: A 2x2x2x plate is attached to the previous step. Part list: 2x, 2x, 6x, 2x, 2x, 1x.

3. Assembly step 3: A 2x2x2x plate is attached to the previous step. Part list: 2x, 1x, 2x, 2x, 4x, 2x, 1x, 2x.

14. Assembly step 14: A 1x2x1x1x plate is attached to the previous step. Part list: 1x, 2x, 1x, 1x, 2x, 4x, 5x, 5x, 2x, 2x, 2x, 4x, 2x.

15. Assembly step 15: A 5x3x4x1x1x plate is attached to the previous step. Part list: 5x, 3x, 4x, 1x, 1x, 2x.

16. Assembly step 16: A 2x2x2x2x plate is attached to the previous step. Part list: 2x, 2x, 2x, 2x, 2x, 2x, 1x, 2x, 2x, 6x, 2x, 2x, 4x, 2x, 2x, 2x, 2x.

4. Assembly step 4: A 2x2x2x plate is attached to the previous step. Part list: 2x, 2x, 2x.

5. Assembly step 5: A 1x4x1x2x2x plate is attached to the previous step. Part list: 1x, 4x, 1x, 2x, 2x, 2x, 2x, 1x, 2x, 2x, 2x, 2x.

6. Assembly step 6: A 2x2x2x2x plate is attached to the previous step. Part list: 2x, 2x, 2x, 2x, 1x, 2x, 2x, 2x, 1x, 1x, 2x.

17. Assembly step 17: A 1x1x1x2x2x plate is attached to the previous step. Part list: 1x, 1x, 1x, 2x, 2x, 2x.

18. Assembly step 18: A 2x2x2x2x plate is attached to the previous step. Part list: 2x, 2x, 2x, 2x, 1x, 1x, 1x, 1x, 2x, 2x, 2x, 2x, 1x.

19. Assembly step 19: A 3x2x2x4x7x2x plate is attached to the previous step. Part list: 3x, 2x, 2x, 4x, 7x, 2x, 1x, 1x, 9x, 4x, 1x, 2x, 1x, 1x, 2x, 2x, 2x, 2x.

7. Assembly step 7: A 2x2x2x1x2x4x plate is attached to the previous step. Part list: 2x, 2x, 2x, 1x, 2x, 4x, 1x, 2x, 3x, 2x, 2x, 8x, 2x, 4x, 4x, 2x.

10. Assembly step 10: A 1x4x1x2x2x plate is attached to the previous step. Part list: 1x, 4x, 1x, 2x, 2x, 4x, 1x, 1x, 1x.

11. Assembly step 11: A 4x1x2x plate is attached to the previous step. Part list: 4x, 1x, 2x, 2x, 1x, 2x.

20. Assembly step 20: A 1x1x1x4x3x2x plate is attached to the previous step. Part list: 1x, 1x, 4x, 3x, 2x, 1x, 2x, 1x, 2x, 1x, 2x, 5x, 1x, 2x, 2x, 2x, 2x.

21. Assembly step 21: A 1x4x2x1x plate is attached to the previous step. Part list: 1x, 4x, 2x, 1x, 2x, 2x, 1x, 1x, 2x, 21x, 2x, 2x.

22. Assembly step 22: A 2x2x2x8x plate is attached to the previous step. Part list: 2x, 2x, 8x, 2x, 6x, 1x, 14x, 2x, 2x.

8. Assembly step 8: A 2x2x2x4x2x plate is attached to the previous step. Part list: 2x, 2x, 4x, 2x, 2x, 2x, 1x, 2x.

9. Assembly step 9: A 1x4x1x2x2x plate is attached to the previous step. Part list: 1x, 4x, 1x, 2x, 2x, 4x, 1x, 1x, 1x.

12. Assembly step 12: A 4x1x2x plate is attached to the previous step. Part list: 4x, 1x, 2x, 1x, 2x.

23. Assembly step 23: A 2x2x2x2x plate is attached to the previous step. Part list: 2x, 2x, 2x, 2x, 6x, 1x, 14x, 2x, 2x.

24. Assembly step 24: A 4x1x2x4x plate is attached to the previous step. Part list: 4x, 1x, 2x, 4x, 1x.

25. Assembly step 25: A 1x1x1x1x plate is attached to the previous step. Part list: 1x, 1x, 1x, 1x, 1x.

11. Assembly step 11: A 3x1x2x6x2x2x plate is attached to the previous step. Part list: 3x, 1x, 2x, 6x, 2x, 2x, 3x, 1x, 2x, 3x, 2x, 1x, 1x, 2x, 1x, 2x.

13. Assembly step 13: A 2x2x1x5x plate is attached to the previous step. Part list: 2x, 2x, 1x, 5x, 2x, 1x, 2x, 2x, 2x, 2x, 8x.

14. Assembly step 14: A 1x1x2x1x plate is attached to the previous step. Part list: 1x, 1x, 2x, 1x, 1x, 2x, 3x, 2x, 1x, 2x, 2x, 2x, 2x, 2x.

26. Assembly step 26: A 2x2x2x2x plate is attached to the previous step. Part list: 2x, 2x, 2x, 2x, 1x, 2x, 6x, 4x.

27. Assembly step 27: A 2x2x2x8x plate is attached to the previous step. Part list: 2x, 2x, 8x, 2x, 6x, 1x, 14x, 2x, 2x.

28. Assembly step 28: A 4x1x2x4x plate is attached to the previous step. Part list: 4x, 1x, 2x, 4x, 1x.

12. Assembly step 12: A 3x1x2x6x2x2x plate is attached to the previous step. Part list: 3x, 1x, 2x, 6x, 2x, 2x, 3x, 1x, 2x, 3x, 2x, 1x, 1x, 2x, 1x, 2x.

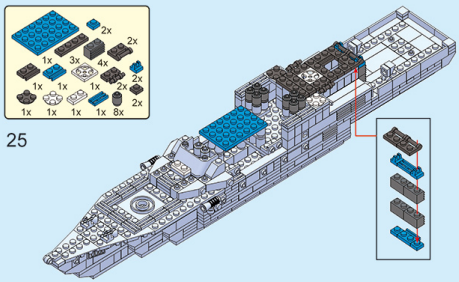
15. Assembly step 15: A 2x2x1x5x plate is attached to the previous step. Part list: 2x, 2x, 1x, 5x, 2x, 1x, 2x, 2x, 2x, 2x, 8x.

16. Assembly step 16: A 1x1x2x1x plate is attached to the previous step. Part list: 1x, 1x, 2x, 1x, 1x, 2x, 3x, 2x, 1x, 2x, 2x, 2x, 2x, 2x.

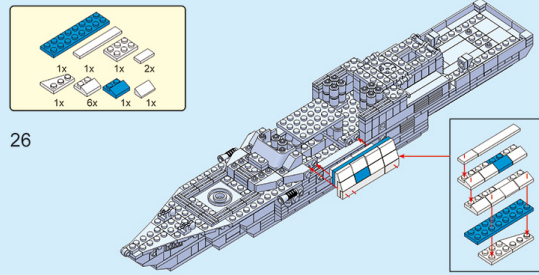
29. Assembly step 29: A 2x2x2x2x plate is attached to the previous step. Part list: 2x, 2x, 2x, 2x, 1x, 2x, 6x, 4x.

30. Assembly step 30: A 2x2x2x8x plate is attached to the previous step. Part list: 2x, 2x, 8x, 2x, 6x, 1x, 14x, 2x, 2x.

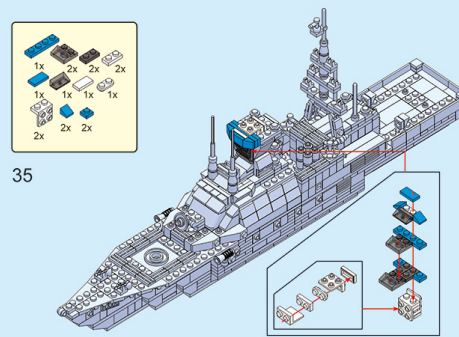
31. Assembly step 31: A 4x1x2x4x plate is attached to the previous step. Part list: 4x, 1x, 2x, 4x, 1x.



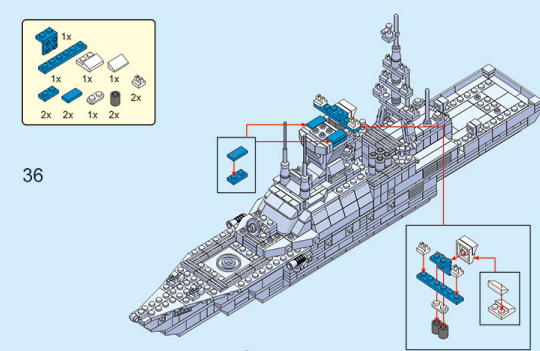
25



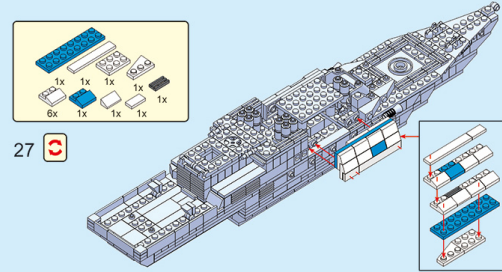
26



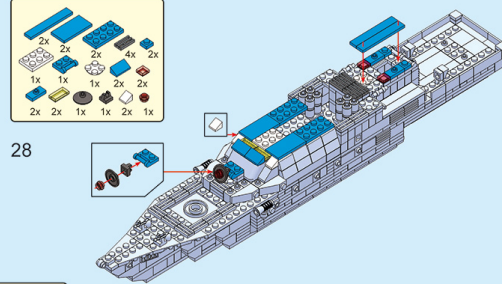
35



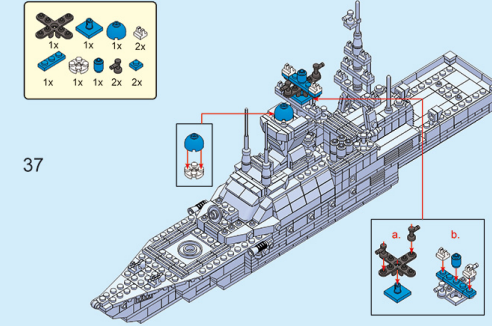
36



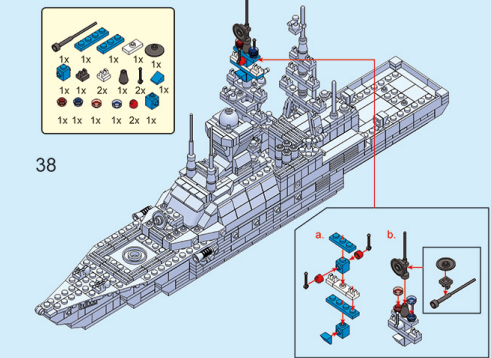
27



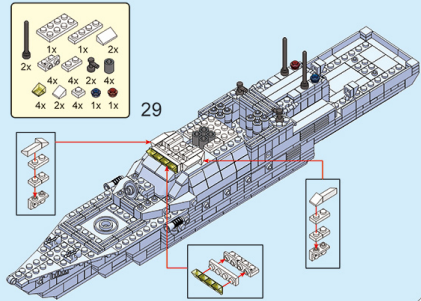
28



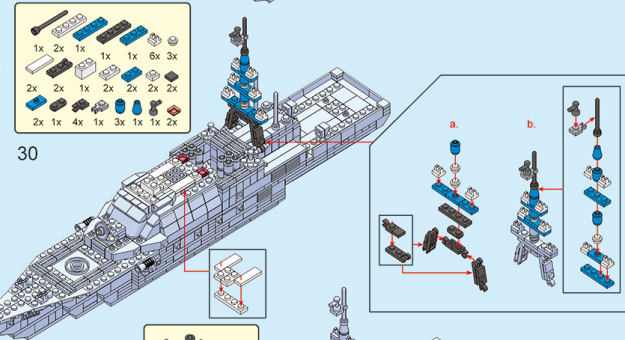
37



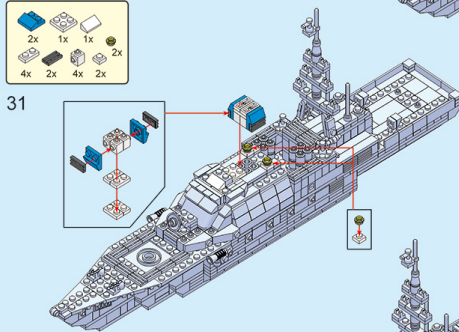
38



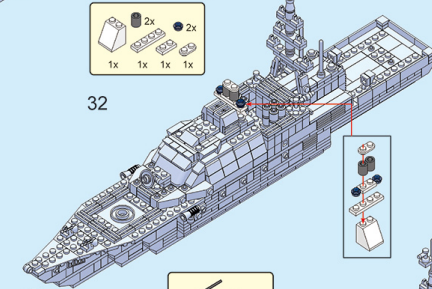
29



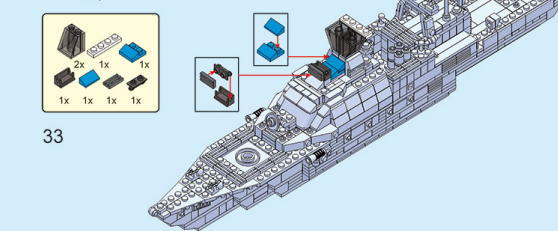
30



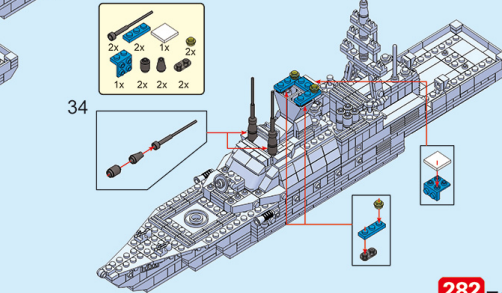
31



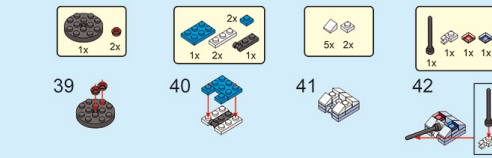
32



33



34



39



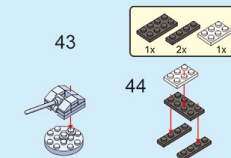
40



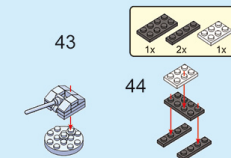
41



42



43



44




45




46




47



48



49



50

282-1

1

2

3

4

5

6

282-2

1

2

3

4

5

6

7

8

9

282-2

10

11

12

13

14

15

16

282-1

7

8

9

10

11

12

282-3

1

2

3

4

5

6

7

8

282-4

1

2

3

4

5

6

7

8

9

10

11

282-4

12

13

14

15

16

17

18

19

20

21

22

23

24

25

282-1

9

10

11

12

13

14

15

16

17

18

19

